





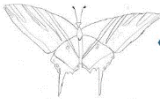











Year 2	Autumn 1	Autumn 2	Spring 1	Spring 2	Summer 1	Summer 2
Project						
Project focus	Science	Geography	D&T	Music	Art & design	Science
Breadth of Project	Minibeasts and their habitats	The coast, Captain Cook, boats and sea rescues	Castles, towers and tunnels. Building structures	Rhythm, percussion and lyric writing	Materials and their properties through art	Flowers and their parts, growing things
Core Texts						
	Superworm The Gruffalo – Julia Donaldson	A new home for a pirate – Ronda Armitage + Holly Swain The Pirates next door – Jonny Duddle	The Tunnel – Anthony Browne See Inside Castles – Katie Daynes Three Billy Goats Gruff – Claire Fennell	The Twits – Roald Dahl	George's Marvellous Medicine – Roald Dahl	Mr Majeika – Humphry Carpenter
Memorable Experience	Children will go on a bug hunt around school to find caterpillars. They will then put them in their butterfly garden ready for them to turn into butterflies.	Children will come to school dressed as a pirate for a day full of pirate singing, swashbuckling and treasure.	Children will escape from the classroom using tunnels!	Children will create their own marching band in school. Children will perform to an audience.	Children will have a messy morning in school. There will be muck, mess and mixtures!	Children will meet a gardener, interview her and plant their own seeds.

Visits and Visitors	Lion Learners Visitors					
Community Links						
English	Fact files about Butterflies Rewriting the story of Superworm Explanation text on how bees make honey Book review of The Gruffalo Character description about the Gruffalo	Diary of Christopher Columbus Pirate fact file Character description of a pirate Letter writing from Jed to his parents Setting description	Retell the story of The Tunnel Non chronological report about castles	Writing a letter of complaint about Mr Twit Stories by same author - own version of stories Poetry – Word Shower Information booklet for their new teacher	Character description of Grandma Instructions- make a recipe for a medicine Descriptive writing of the medicine. Retell when George's Grandma drinks the Medicine Poem about Grandma	Retell of Jack and The Beanstalk from the Giants perspective Description about a magic carpet ride Recount about their first day back at school with Mr Majeika! Diary writing about being turned into a frog and what it was like. Write instructions for a spell
Maths	Place Value up to 100, comparing and ordering numbers. Counting in 2,5,10 Addition and Subtraction bonds to 20 and 100, add and subtract 2 digit to 2 digit numbers	Missing Number problems Money counting in pence and pounds, notes and coins, making, comparing, finding the total and the difference and giving change Multiplication and division Make equal groups by sharing and grouping of 2s, 5s and 10s, odd and even numbers	Multiplication and division Make equal groups by sharing and grouping of 2s, 5s and 10s, odd and even numbers Statistics tally charts, pictograms, block diagrams Shape lines of symmetry, making patterns, edges, faces, vertices of 2D and 3D shapes	Fractions find half, quarter, thirds, count in fractions Shape 3D shapes and comparing shapes	Position and direction Describe movements, turns and make patterns Time o'clock, half past, quarter to and past, telling the time to 5 mins, hours in a day. Mass, capacity and temperature Compare mass in g and kg, compare capacity in ml and l, Find the temperature Length and Height measure, compare and order lengths in m and cm. Use all 4 operations learned so far	Revisit and review past learning Money Time Measure Two step work problems Fractions
Science	Living Things and Their Habitats, Animals including Humans Children will learn what a habitat is. They will collect minibeasts and observe them. Children will investigate which fruit butterflies like to eat. Children will learn how	Everyday Materials Children will identify everyday materials and explore which float and which sink.	Everyday Materials and the habitats of tunnelling animals Children will learn about strong materials and how they are strong enough to hold transport links. Children will learn about rabbits, why and how they tunnel.	Animals including Humans Children will learn what the basic needs are for animals and humans. Children will learn about the effect of exercise on the body.	Everyday Materials Children will investigate a number of everyday items and investigate how they change when cooled or heated.	Plants Children will learn about the different parts of the plant and what makes plants grow. Children will grow their own plants and observe changes over time.

	and why bees make honey and group animals.					
Science – Love to Investigate	What is the lifecycle of a ladybird? Children learn about and observe key stages of the ladybird lifecycle	Why do boats float? Children will mould modelling clay into different shapes and investigate which ones float.	Can you make a paper bridge? Children learn how we make weak, flexible materials stronger and more rigid by changing their shape.	Can water make music? Children will fill jars with different volumes of water and tap them to see how the volume of water changes the sounds.	What shape is a bubble? Children make different bubble wands to identify and investigate a bubble's shape.	Can seeds grow anywhere? Children will plant cress seeds in different materials to see if compost is essential for seeds to grow.
DT	Designing and Making Design and make a minibeast's home 	Designing and making Children will design and make a model boat? 	Designing and Making Children will design and make their own castle. 	Designing and Making Children will design and make musical instruments 	Cooking and Nutrition Children will learn which foods are healthy and unhealthy and will make marshmallow crispy cake. Children will also make messy jelly. 	Designing and making Children will make their own scented playdough to put in the garden they have designed. 
History		Significant people Children will learn about the lives of: James Cook, Grace Darling, Christopher Columbus, Ellen McArthur, Marco Polo and why they are special	Castles and Castle Life Children will learn about the different features of castles and the lives of the people who lived in and around Significant people Isambard Kingdom Brunel Children will learn about his life and what he designed and built.			
Geography	Fieldwork Children will learn to draw a simple map of the school/local area and identify and label physical and human features.	Countries and Oceans Children will use maps and globes to identify where James Cook sailed.	Amazing Structures around the World Children will use maps to identify different towers and tunnels around the world	Fieldwork Children will draw a simple map of the school/local area, identify, and label sounds they heard along the way.		Plants around the world and in the local environment Children to identify plants growing in their local area. Children will learn about plants in the Brazilian rainforest.

Computing	Esafety and Presentation Children will learn how to use PowerPoint in order to present Minibeast learning	Esafety and Presentation Children will learn how to use Textease to draw a treasure map	Esafety and drawing software Use Textease to draw and label a castle	Esafety and Audio Software Children will use audio software to alter the volume, pitch and tempo.	Esafety and drawing software Use Textease to draw and label everyday materials	Esafety and Programming Children learn how to use scratch.
Art	Observational drawing Children will use line and tone to draw minibeasts 	Observational drawing Children will use line and tone to draw a pirate sailing ship  Printing Children to design and make a pirate flag using monoprint 	Modelling Children to use clay to build a turret.  Observational drawing Children to draw a castle 	Painting Children to paint a musical instrument. 	Printing/Painting Children will use marbling inks to create bubbles.  Children to observe Jackson Pollack and create their own painting using a marble. 	Drawing and Painting Children will use Van Gough's Sunflowers as a basis for drawing and painting their own versions.  
Music		Singing Children learn songs and actions for the Christmas Nativity		Percussion, listening, improvising Children will learn to identify the beat in 2 contrasting pieces of music They will use their own voice and other instruments to create their own piece of music		Singing Children to sing and add actions to lyrics about flowers, plants and gardens.
PE & Sport	Dance around the world Children will learn how to work as a group to create dances from: USA, New	Movement Skills Children will learn to bounce and travel with a ball, receive	Net and Wall game skills Children will learn the skills of short tennis Gymnastics	Tri Golf Children will learn how to putt and chip a ball into a target area	Athletics Children will learn to jump and throw accurately. They will also learn how to	Dance – The Toys Children will learn how to understand the characters of different toys and

	<p>Zealand, China, India and Africa</p> <p>Movement Skills Children will learn how to travel backwards safely, jumping in a variety of ways, dodging, volleying and punting</p>	<p>and trap a ball, pass and catch a ball accurately</p> <p>Gymnastics Travelling around the floor and apparatus on different body parts</p>	<p>Children will learn how to perform rolling movements accurately within a sequence</p>	<p>Invasion Game Skills Children will learn how to track their opponents, run quickly and dodge them</p>	<p>transfer a relay baton during a race.</p> <p>Target Games Children will learn how to throw a ball underarm accurately, kick, roll and punt.</p>	<p>demonstrate how they move creatively.</p> <p>Striking and Fielding Game skills Children will learn how to catch a ball after a bounce and striking a ball off a tee.</p>
RE	<p>Islam Key Question: How and why do people pray? Children will learn why Muslims go to Mosque and why they pray.</p>	<p>Christianity Key question: How is new life welcomed by Christians? Children will learn about Christenings and how Jesus was welcomed into the world by the retelling of the Christmas Story</p>	<p>Islam Key Question: How is new life welcomed by Muslims? Children will learn about the 6 Muslim birth rites and how a baby's name is chosen.</p>	<p>Christianity Key Question: How can we look after our planet? Children will learn about the Creation Story, Noah's Ark and what we can do to help the planet.</p>	<p>Islam Key Question: How can we make good choices? Children will learn about the 5 pillars of Islam and Ramadan</p>	<p>Christianity Key Question: How can we make good choices? Children will learn about the Easter story and why we should forgive people.</p>
PSHE	<p>Physical health and wellbeing Children will learn about eating well, the importance of sleep and rest and basic hygiene rules</p>	<p>Mental health and emotional wellbeing Children will learn about special people in their lives, making friends and solving problems</p>	<p>Drug, alcohol and tobacco education Pupils will learn about why medicines are taken, where they come from and how they can keep themselves safe around them</p>	<p>Relationships and Sex Education Children will learn about the biological differences between male and female children and learn that people need to be cared for when they are older</p>	<p>Careers, financial capability and economic wellbeing Children will learn about where money comes from and how they can save money</p>	<p>Keeping safe and managing risk Children will learn about fire and road safety and how they can keep themselves safe outside.</p>
Innovative Challenge	<p>Children will use their knowledge of minibeasts to produce high quality animations of their life cycles.</p>	<p>Children will follow the map to the buried treasure!</p>	<p>Children will build a safe fortress for the 3 little pigs to hide in from the big bad wolf.</p>	<p>Children will make their own instrument to play along to Trooping of the Colour.</p>	<p>Children will create their own medicine bottle linked to George's Marvellous Medicine</p>	<p>Children will design and make their own scented garden</p>
Enhancements						