

Year 1 Weekly Learning Update

Autumn 2, Week 5

Phonics




We are revising these graphemes and phonemes: **ie making 'igh' and 'ee' ew ue and u-emaking 'oo' and 'you' aw making 'or'**

We are revising reading and writing these tricky words: **water mouse oh our want**

We are reading and writing words with the GPCs in

We are reading and writing sentences with the GPCs and new tricky words in

English



We are reading the story 'Toby and the Great Fire of London'

We are answering '**Who**' questions about what we have heard.

We are learning the words 'consequence' and 'significant'

We are recapping what a sentence needs to make sense (noun and a verb) and using 'and' to join ideas

We are writing simple retell of the story of 'The Great Fire of London' using picture clues to support the order of the story

Maths





We are learning about number bonds to 10



We are learning to name some 2D and 3D shapes

We are learning to describe some properties for 2D and 3D shapes



GPC support

Grapheme	Catchphrase	Pronunciation phrase	Phase 5 Graphemes
igh	 a light in the night	Open your mouth in a relaxed way and say igh igh igh	ie i i-e y
yoo		Pucker your lips and keep them small as you say yoo yoo yoo	ue u u-e ew
or	 born with a horn	Make an 'o' with your mouth, push your tongue down and say or or or	aw au aur oor al a oar ore

ee	 sheep in a jeep	Smile with your lips apart and say ee ee ee	ea e e-e ie y ey
oo	 zoom to the moon	Open your mouth just a bit, put your hand on your tummy, pull your tummy in and say oo oo oo	ue u-e ew ou ui

Tricky word support

	Tricky word	Why is it tricky?	How to teach Say: <i>This is the tricky bit.</i> Then ...
	<u>oh</u>	The digraph 'oh' makes the sound oa . <i>This is a rare GPC.</i>	Point to 'oh'. Say: <i>This digraph says oa.</i>
Y1 Au2 wk3	<u>our</u>	The trigraph 'our' makes the sound ow followed by the schwa sound.	Point to 'our'. Say: <i>This trigraph says our.</i>
Y1 Au2 wk4	mouse <u>e</u>	The digraph 'se' makes the sound s and is not yet decodable.	Point to 'se'. Say: <i>This digraph says s.</i>
Y1 Au2 wk4	wa <u>te</u> r	The grapheme 'a' makes the sound or and is not yet decodable.	Point to 'a'. Say: <i>This grapheme says or.</i>
Y1 Au2 wk4	wa <u>n</u> t	The grapheme 'a' makes the sound o and is not yet decodable.	Point to 'a'. Say: <i>This grapheme says o.</i>

