

Reception Weekly Learning Update


Autumn 2, Week 6

Phonics



We are learning these graphemes and phonemes: **Assessing all previously learnt**
We are learning to read these tricky words: **Assessing all previously learnt**
We are learning to blend sounds together to read.
We are learning to spell words with sounds we know.

Literacy



We are reading the story 'The Princess and the Pea'.
We are learning to answer questions about what we have heard.
We are learning the words 'tower', 'witch', 'visit', 'lonely' and 'escape'.

Maths



We are learning about 2D shapes.
We are learning to identify, name and sort triangles and circles.





Word Mat




This half term's project is called 'Tell me a story'. The children will be reading the story *Princess and the Pea* by Rachel Isadora. Please support them in their understanding of the story and new vocabulary by reading the words together, talking about the pictures that match each word and challenging your child to remember the actions.

queen



princess



travel



hard

real





















How to write capital letters









Use this document to ensure correct letter formation when you are teaching children to form capital letters.

Letter	Capital letter formation phrase
A	From the top, diagonally down to the left, up to the top, diagonally down to the right. Lift up and across.
B	From the top, down, back to the top. Round to the middle, round to the bottom.
C	From the top, curl around to the left to sit on the line.
D	From the top, down, back to the top. Curve right, down to the bottom.
E	From the top, down, back to the top. Across, back. Lift up and across the middle. Lift up and across the bottom line.
F	From the top, down, back to the top. Across, back. Lift up and across the middle.
G	From the top, curl around to the line, carry on up, then straight down. Lift up and across.
H	From the top and down. Space. From the top and down. Lift up and join the lines across the middle.
I	From the top to the bottom and stop.
J	From the top, all the way down, then short curl to the left.
K	From the top, down, up to the middle. Diagonally up, back and diagonally down to the line.
L	From the top, down and across the line.
M	From the top, down, back to the top. Diagonally down, diagonally up. Straight down to the line.
N	From the top, down, back to the top. Diagonally down, then straight up to the top.
O	From the top – all around the o.
P	From the top, down then back up. Curve right to halfway down.
Q	From the top – all around the o. Lift off. Short line diagonally down.
R	From the top, down, then back up. Curve right to halfway down. Diagonally down to the line.
S	From the top, under the snake's chin, slide down and round its tail.
T	From the top, down and stop. Lift up and from the left, make a line across the top.
U	From the top, down and curve right, then straight up to the top.
V	From the top diagonally right to the bottom, then diagonally up to the top.
W	From the top diagonally right to the bottom, diagonally up to the top, diagonally down to the line, then diagonally up again.
X	From the top, diagonally right to the bottom. Space. Start at the top, then diagonally left to the bottom.
Y	From the top diagonally right to the middle. Space. From the top diagonally left to the middle. Straight down to the bottom.
Z	From the top go across, diagonally down to the left and across the bottom.

Phase 2 grapheme information sheet

Autumn 2

Grapheme and mnemonic	Picture card	Pronunciation phrase	Formation phrase
 	 <p>jellyfish</p>	Pucker your lips and show your teeth; use your tongue as you say j j j	Down the jellyfish and dot its head.
 	 <p>volcano</p>	Put your teeth against your bottom lip and make a buzzing vvvvv vvvvv	Down to the bottom of the volcano and back up to the top.
 	 <p>wave</p>	Pucker your lips and keep them small as you say w w w	Down and up and down and up the waves.
 	 <p>box</p>	Mouth open, then push the cs/x sound through as you close your mouth cs cs cs (x x x)	From the top, across the box to the bottom. From the top again, across the box to the bottom.
 	 <p>yo-yo</p>	Smile, tongue to the top of your mouth, say y without opening your mouth yyy	Down, around the yo-yo and curl around the string.
 	 <p>zebra</p>	Show me your teeth and buzz the z sound zzzzz zzzzz	Across the top of the zebra's head, zig-zag down its neck and along.

Grapheme and mnemonic	Picture card	Pronunciation phrase	Formation phrase/ Catchphrase
 qu qu	 queen	Pucker your mouth, then open it as you say qu qu qu	q Around the queen's face, down her robe and a flick at the end. u Down and around the umbrella and back to the ground. qu Quick, it's the queen!
 ch ch	 cherries	Pucker your lips and show your teeth; use your tongue as you say ch ch ch	ch Chew the cherries, children.
 sh sh	 shells	Pucker your lips and show your teeth; push the air out shshshshsh shshshshsh	sh Share the shells.
 th th	 thumb	Voiced: Tongue on your teeth, teeth almost closed to make a 'buzzing' th th th Unvoiced: Tongue on your teeth; push the air out th th th	th Thumbs up, we're having fun.
 ng ng	 ring	Open your mouth a bit and then use your tongue at the back of your mouth to say ng ng ng	ng Bling on a ring.
 nk nk	 pink panda	Open your mouth a bit and then use your tongue at the back of your mouth to say ngk ngk ngk	nk I think I am pink.



Leeds South & East
Foodbank
Together with Trussell



Thank you!

SHAKESPEARE PRIMARY SCHOOL

for supporting Leeds South and East foodbank.

Your donation of 136.78 kg will provide 326 meals and make a BIG difference to local people in crisis.

Wendy Doyle
Operations Manager



National School Attendance Award

2024/25 Academic Year



Shakespeare Primary School

Top 10% of similar FFT Primary Schools in England