

# Reception Weekly Learning Update


Autumn 2, Week 7

## Phonics



We are learning these graphemes and phonemes **Reviewing all previously learnt**  
We are learning to read these tricky words: **Reviewing all previously learnt**  
We are learning to blend sounds together to read.  
We are learning to spell words with sounds we know.

## Literacy



We are reading the story 'Snow White, Once Upon a World'.  
We are learning to answer questions about what we have heard.  
We are learning the words 'tower', 'witch', 'visit', 'lonely' and 'escape'.

## Maths



We are learning about 2D shapes.  
We are learning to identify, name and sort triangles and circles.





# Word Mat



The children are reading *Snow White* by Chloe Perkins. Please support them in their understanding of the story by talking about these words together at home.



cottage



hide



mirror



order



wicked



















## How to write capital letters

Use this document to ensure correct letter formation when you are teaching children to form capital letters.











Letter	Capital letter formation phrase
A	From the top, diagonally down to the left, up to the top, diagonally down to the right. Lift up and across.
B	From the top, down, back to the top. Round to the middle, round to the bottom.
C	From the top, curl around to the left to sit on the line.
D	From the top, down, back to the top. Curve right, down to the bottom.
E	From the top, down, back to the top. Across, back. Lift up and across the middle. Lift up and across the bottom line.
F	From the top, down, back to the top. Across, back. Lift up and across the middle.
G	From the top, curl around to the line, carry on up, then straight down. Lift up and across.
H	From the top and down. Space. From the top and down. Lift up and join the lines across the middle.
I	From the top to the bottom and stop.
J	From the top, all the way down, then short curl to the left.
K	From the top, down, up to the middle. Diagonally up, back and diagonally down to the line.
L	From the top, down and across the line.
M	From the top, down, back to the top. Diagonally down, diagonally up. Straight down to the line.
N	From the top, down, back to the top. Diagonally down, then straight up to the top.
O	From the top – all around the o.
P	From the top, down then back up. Curve right to halfway down.
Q	From the top – all around the o. Lift off. Short line diagonally down.
R	From the top, down, then back up. Curve right to halfway down. Diagonally down to the line.
S	From the top, under the snake's chin, slide down and round its tail.
T	From the top, down and stop. Lift up and from the left, make a line across the top.
U	From the top, down and curve right, then straight up to the top.
V	From the top diagonally right to the bottom, then diagonally up to the top.
W	From the top diagonally right to the bottom, diagonally up to the top, diagonally down to the line, then diagonally up again.
X	From the top, diagonally right to the bottom. Space. Start at the top, then diagonally left to the bottom.
Y	From the top diagonally right to the middle. Space. From the top diagonally left to the middle. Straight down to the bottom.
Z	From the top go across, diagonally down to the left and across the bottom.

## Phase 2 grapheme information sheet

Autumn 2

Grapheme and mnemonic	Picture card	Pronunciation phrase	Formation phrase
 	 jellyfish	Pucker your lips and show your teeth; use your tongue as you say <b>j j j</b>	Down the jellyfish and dot its head.
 	 volcano	Put your teeth against your bottom lip and make a buzzing <b>v v v v v v v v v v</b>	Down to the bottom of the volcano and back up to the top.
 	 wave	Pucker your lips and keep them small as you say <b>w w w w</b>	Down and up and down and up the waves.
 	 box	Mouth open, then push the <b>cs/x</b> sound through as you close your mouth <b>cs cs cs (x x x)</b>	From the top, across the box to the bottom. From the top again, across the box to the bottom.
 	 yo-yo	Smile, tongue to the top of your mouth, say <b>y</b> without opening your mouth <b>yyy</b>	Down, around the yo-yo and curl around the string.
 	 zebra	Show me your teeth and buzz the <b>z</b> sound <b>zzzzz zzzzz</b>	Across the top of the zebra's head, zig-zag down its neck and along.



Grapheme and mnemonic	Picture card	Pronunciation phrase	Formation phrase/ Catchphrase
 qu qu	 queen	Pucker your mouth, then open it as you say <b>qu qu qu</b>	<b>q</b> Around the queen's face, down her robe and a flick at the end. <b>u</b> Down and around the umbrella and back to the ground. qu Quick, it's the queen!
 ch ch	 cherries	Pucker your lips and show your teeth; use your tongue as you say <b>ch ch ch</b>	ch Chew the cherries, children.
 sh sh	 shells	Pucker your lips and show your teeth; push the air out <b>shshshshsh shshshshsh</b>	sh Share the shells.
 th th	 thumb	<b>Voiced:</b> Tongue on your teeth, teeth almost closed to make a 'buzzing' <b>th th th</b> <b>Unvoiced:</b> Tongue on your teeth; push the air out <b>th th th</b>	th Thumbs up, we're having fun.
 ng ng	 ring	Open your mouth a bit and then use your tongue at the back of your mouth to say <b>ng ng ng</b>	ng Bling on a ring.
 nk nk	 pink panda	Open your mouth a bit and then use your tongue at the back of your mouth to say <b>ngk ngk ngk</b>	nk I think I am pink.



# National School Attendance Award

2024/25 Academic Year



*Shakespeare Primary School*

*Top 10% of similar FFT Primary Schools in England*



# **Thank you!**

## **SHAKESPEARE PRIMARY SCHOOL**

for supporting Leeds South and East foodbank.

Your donation of 136.78 kg will provide 326 meals and make a BIG difference to local people in crisis.

**Wendy Doyle**  
Operations Manager