

Year 1 Weekly Learning Update

Spring 1, Week 2

Phonics



We are learning these graphemes and phonemes (GPC) : **le (l) al (l) c (s) ve (v) aw (or)**
We are learning to read and write these tricky words: **school call different ask**
We are reading and writing words with the GPCs in.
We are reading and writing sentences with the GPCs and new tricky words in.

English



We are reading the story 'The Way Back Home'.
We are retrieving and inferring from this story.
We are learning the words 'afraid' and 'alone'.
We are describing a character.
We are writing simple sentences based on the text.




Maths




We are learning place value within 20, with a focus on 17-20.
We are identifying 1 more and 1 less up to 20.
We are answering word problems.



GPC support

Grapheme and mnemonic	Pronunciation phrase	Phase 5 Graphemes
	Open your mouth a little; put your tongue up to the top of your mouth, behind your teeth, and press lllll	le al
	Show your teeth and let the s hiss out ssssss	c se ce st sc
	Put your teeth against your bottom lip and make a buzzing sound vvvvv	ve

Grapheme	Catchphrase	Pronunciation phrase	Phase 5 Graphemes
or	 born with a horn	Make an 'o' with your mouth, push your tongue down and say or or or	aw au aur oor al a oar ore

Tricky word support

Year 1 Spring 1

	Tricky word	Why is it tricky?	How to teach <i>Say: This is the tricky bit.</i> Then ...
Y1 Spr1 wk3	<u>sch</u> ool	The digraph 'ch' makes the sound c is and not yet decodable.	Point to 'ch'. Say: This digraph says c.
Y1 Spr1 wk3	<u>ca</u> ll	The grapheme 'a' makes the sound or and is not yet decodable.	Point to 'a'. Say: This grapheme says or.
Y1 Spr1 wk3	diff <u>er</u> ent*	The digraph 'er' makes the sound r (with no schwa sound before it).	Point to 'er'. Say: This digraph says r.
Y1 Au2 wk2	<u>a</u> sk*	The grapheme 'a' makes the sound ar and is not yet decodable.	Point to 'a'. Say: This grapheme says ar.

