

Reception Weekly Learning Update

Spring 1, Week 5

Phonics



We are learning these graphemes and phonemes

We are learning to read these tricky words:


We are learning to blend sounds together to read longer words.

We are learning to spell words with sounds we know.

All previously taught

All previously taught

Literacy

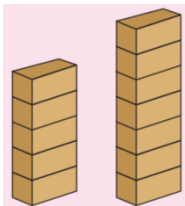


We are reading the book 'Homes Around the World'.

We are learning to answer questions about what we have heard.

We are learning the words 'busy', 'home', 'new', 'city' and 'move'.

Maths



We are learning to explore and compare length.

We are learning to explore and compare height.

We are learning the concept word 'longer'.






Word Mat



The children are reading *Homes Around the World*. Please support them in their understanding of the book by talking about these words together at home.




busy



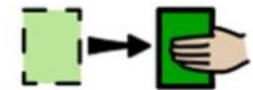
city











home









new



move

Grapheme	Catchphrase	Pronunciation phrase	Grapheme	Catchphrase	Pronunciation phrase
ai	 tail in the rain	Open your mouth wide and say ai ai ai	oo	 hook a book	Pucker your lips and keep them small as you say oo oo oo
ee	 sheep in a jeep	Smile with your lips apart and say ee ee ee	oo	 zoom to the moon	Open your mouth just a bit, put your hand on your tummy, pull your tummy in and say oo oo oo
igh	 a light in the night	Open your mouth in a relaxed way and say igh igh igh	ar	 march in the dark	Open your mouth wide, push your tongue down and say ar ar ar
oa	 soap that goat	Make an 'o' with your mouth and say oa oa oa	or	 born with a horn	Make an 'o' with your mouth, push your tongue down and say or or or

Grapheme	Catchphrase	Pronunciation phrase	Grapheme	Catchphrase	Pronunciation phrase
ur	 curl the fur	Open your mouth in a relaxed way, push your tongue down and say ur ur ur	ear	 get near to hear	Smile with your lips apart, push your tongue to your teeth as you say ear ear ear
ow	 wow owl	Open your mouth wide then move your lips together as you say ow ow ow	air	 chair in the air	Open your mouth wide, push your tongue down as you say air air air
oi	 boing boing	Make an 'o' with your mouth then move your lips out as you say oi oi oi	er	 a bigger digger	Open your mouth in a relaxed way, push your tongue down and say ur ur ur

How to write letters

Use this document to ensure correct letter formation.

Letter	Letter formation phrase
a	Around the astronaut's helmet and down into space.
b	Down the bear's back, up and around its tummy.
c	Curl around the cat.
d	Around the duck's body, up to its head and down to its feet.
e	Around the elephant's eye and curl down its trunk.
f	Down the flamingo to its foot and across its wings.
g	Around the goat's face and curl under its chin.
h	Down, up and over the helicopter.
i	Down the iguana and dot the leaf.
j	Down the jellyfish and dot its head.
k	Down the kite, up to the top corner and down to the bottom corner.
l	Down the lollipop stick.
m	Down, up and over the mouse's ears.
n	Down, up and over the net.
o	All around the octopus.
p	Down the penguin's back, up and around its head.
q	Around the queen's face, down her robe and a flick at the end.
r	From the cloud to the ground and over the rainbow.
s	Down the snake from head to tail.
t	Down the tiger and across its neck.
u	Down and around the umbrella and back to the ground.
v	Down to the bottom of the volcano and back up to the top.
w	Down and up and down and up the waves.
x	From the top, across the box to the bottom. From the top again, across the box to the bottom.
y	Down, around the yo-yo and curl around the string.
z	Across the top of the zebra's head, zig-zag down its neck and along.

ck	c Curl around the heel of the sock. k Down the sock, up and back down to the toe.
----	--