

Year 1 Weekly Learning Update

Summer 1, Week 3

Phonics




We are reviewing these graphemes and phonemes (GPC): **ue (oo/yoo), ew (oo/yoo), u-e (oo/yoo) aw (or)**

We are reviewing these tricky words to read and write: **today their people your any**

We are reading and writing words with the GPCs in.

We are reading and writing sentences with the GPCs and tricky words in.

English



We are exploring the book 'The Last Wolf'.

We are inferring from the text.

We are learning the words 'wound', 'wonder' and 'wild'.

We are creating questions.

We are creating an invitation.

Maths



We are adding equal groups.


We are making arrays.


We are making doubles.

We are making equal groups by sharing.



GPC support

Grapheme	Catchphrase	Pronunciation phrase	Phase 5 Graphemes
oo	 zoom to the moon	Open your mouth just a bit, put your hand on your tummy, pull your tummy in and say oo oo oo	ue u-e ew ou ui
yoo		Pucker your lips and keep them small as you say yoo yoo yoo	ue u u-e ew

Grapheme	Catchphrase	Pronunciation phrase	Phase 5 Graphemes
or	 born with a horn	Make an 'o' with your mouth, push your tongue down and say or or or	aw au aur oor al a oar ore

Tricky word support

Tricky word	Why is it tricky?	How to teach
<u>thei</u> r	The trigraph 'eir' makes the sound air . <i>This is a rare GPC.</i>	Point to 'eir'. Say: <i>This trigraph says air.</i> Then ...
<u>peo</u> ple	The word 'people' has two tricky parts: the digraph 'eo' makes the sound ee* and the digraph 'le' is not yet decodable. <i>*This is a rare GPC.</i>	Point to 'eo'. Say: <i>This digraph says ee.</i> Point to 'le'. Say: <i>This digraph says l.</i>
<u>yo</u> ur	The trigraph 'our' makes the sound or and is not yet decodable.	Point to 'our'. Say: <i>This trigraph says or.</i>
<u>a</u> ny	The grapheme 'a' makes the sound e . <i>This is a rare GPC.</i>	Point to 'a'. Say: <i>This grapheme says e.</i>
<u>to</u> day	The grapheme 'o' makes the sound oo (as in 'food') or the schwa sound. <i>This is a rare GPC.</i>	Point to 'o'. Say: <i>This grapheme says oo.</i>