

Year 1 Weekly Learning Update

Summer 1, Week 5

Phonics



We are reviewing these graphemes and phonemes (GPC): **i (igh), a (ai)**

ow (oa), u (yoo)

We are reviewing these tricky words to read and write: **two eye thought through friend**

We are reading and writing words with the GPCs in.

We are reading and writing sentences with the GPCs and tricky words in.

English


Carnivores,


Herbivores,


Omnivores
By S. Howarth

We are learning about carnivores, herbivores and omnivores.

We are retrieving answers from the text.

We are reviewing the words 'carnivore', 'herbivore' and 'omnivore'.

We are learning to write in the present tense.

We are writing a fact-file.

Maths





We are recognising half of an object or shape.


We are finding half of an object or shape.

We are recognising half of a quantity.



GPC support

Grapheme	Catchphrase	Pronunciation phrase	Phase 5 Graphemes
igh	 a light in the night	Open your mouth in a relaxed way and say igh igh igh	ie i i-e y
oa	 soap that goat	Make an 'o' with your mouth and say oa oa oa	o o-e ou oe ow

Grapheme	Catchphrase	Pronunciation phrase	Phase 5 Graphemes
ai	 tail in the rain	Open your mouth wide and say ai ai ai	ay a a-e aigh ey ea
yoo		Pucker your lips and keep them small as you say yoo yoo yoo	ue u u-e ew

Tricky word support

Tricky word	Why is it tricky?	How to teach <i>Say: This is the tricky bit.</i> Then ...
<u>eye</u>	The trigraph 'eye' makes the sound igh . <i>This is a rare GPC.</i>	Point to 'eye'. Say: This trigraph says igh.
<u>thought</u>	The grapheme 'ough' makes the sound or . <i>This is a rare GPC.</i>	Point to 'ough'. Say: This grapheme says or.
<u>through</u>	The grapheme 'ough' makes the sound oo (as in 'food'). <i>This is a rare GPC.</i>	Point to 'ough'. Say: This grapheme says oo.
<u>friend</u>	The digraph 'ie' makes the sound e . <i>This is a rare GPC.</i>	Point to 'ie'. Say: This digraph says e.
<u>two</u>	The grapheme 'wo' makes the sound oo (as in 'food'). <i>This is a rare GPC.</i>	Point to 'wo'. Say: This digraph says oo.